

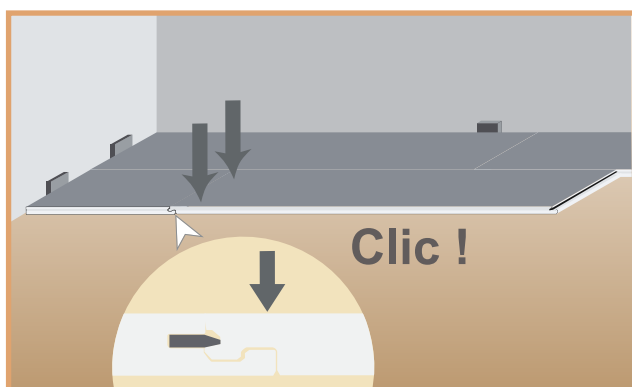
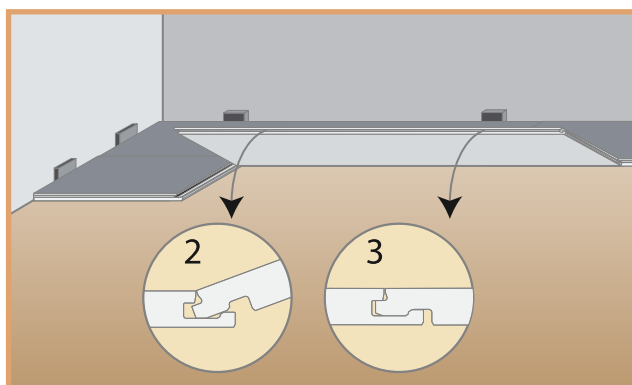
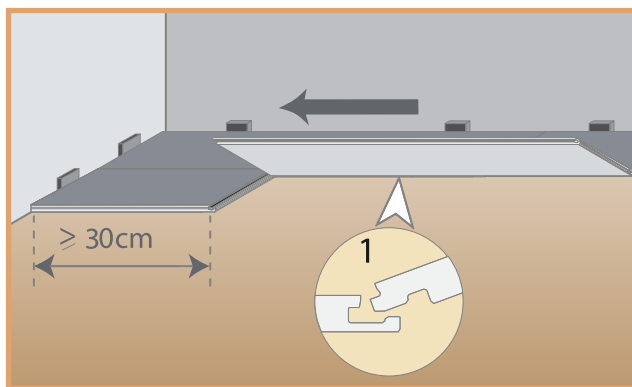


LAMINATE

Install.
Care.
Preserve.

EXPERIENCE FLOORS!
SQUARE
FOOT

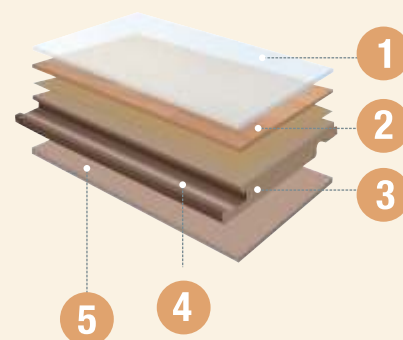
INSTALLATION



2-Lock:

Fold-down system. It's so easy 2-Lock, it takes 50% less time to install the flooring. So easy that only one person is needed, even for large rooms.

WHAT IS LAMINATE AND HOW IS IT MADE ?



1 The overlay contributes greatly to the product's durability:

- wear and stain resistance
- cigarette burn resistance
- no color fading

It ensures a hygienic floor:

- ease of cleaning
- non-proliferation of germs & bacteria

The embossing of the overlay gives the flooring its surface appearance, from simple textured surfaces to highly sophisticated effects.

2 Decorative layer

The decor layer of laminate floors is printed paper, which allows the widest variety of design.

3 Core board

More than 80% wood high-density fibreboard, it gives exceptional structural strength to the product.

4 Mechanical locking system:

Fast and easy installation.

5 Balancing Layer

This layer protects the core board from moisture ingress and guarantees dimensional stability.

MAINTAINING YOUR FLOOR



A genuine laminate flooring requires minimum care in order to ensure that it remains beautiful and looks new even after years of use. Gravel and dirt, which are the main causes of concern, can be simply prevented by use of doormats. Loose dirt is easily vacuumed off and for a more thorough clean, a damp cloth soaked in a soapy water solution may be used. Stains on the floor may be prevented by wiping them with a damp cloth before they dry. .

REMOVING STAINS

Prefinished wood floors are very resistant to stains. The general rule is to remove stains as quickly as possible, before they dry and set. Afterwards, wipe clean with a well wrung-out cloth. Consult the stain guide for the type of cleaner you should use.

Stain:	Removed by:
Fruit, berries, juice, soft drinks, beer, wine, milk, cream, coffee, tea	Mild ammonia-free synthetic detergent and lukewarm water
Chocolate, grease, whipped cream, rubber marks, oil, tar, asphalt	Detergent solution
Ink, felt tip pens, stencils, blacking, paint, crayons, etc	Denatured alcohol
Urine, vomiting	Mild ammonia-free synthetic detergent and lukewarm water
Blood	Cold water

HOW TO CHOOSE THE RIGHT LAMINATE?

Different rooms of our living environment have uniquely different needs.



Living room

Resistance
Durability
Acoustic comfort



Bedroom

Barefoot walking comfort
Acoustic comfort



Kids' room

Hygiene resistance
Acoustic comfort



Office

Resistance
Durability
Acoustic comfort



Hotel

Barefoot walking
Durability
Acoustic comfort

For an assured response time of 48 hours

call our toll-free no. 1800 226 211 or
email at sales@squarefoot.co.in

Head Office:

Classic Floorings & Interiors (P) Ltd.
Ground Floor, Raghuvanshi Mansion
Raghuvanshi Mills Compound
9-11, Senapati Bapat Marg, Lower Parel
Mumbai - 400 013
T: +9122 4047 6211
W: www.squarefoot.co.in
www.sportssurfaces.co.in

Company Stores:

Bengaluru	+9180 4110 1012
Chennai	+9144 4550 8411
Goa	+9183 2651 1422
Hyderabad	+9140 4003 7212
Kochi	+9148 4402 3972
Kolkata	+9133 3042 4243
New Delhi	+9111 2601 7049
Pune	+9120 4129 4021

Area Representatives:

Ahmedabad	+91 78782 10126
Coimbatore	+91 90032 56718
Thiruvananthapuram	+91 93882 15972
Visakhapatnam	+91 95336 61616

Institutional Sales: projects@squarefoot.co.in

